

Threshold concepts:  
 Investigate patterns (Milestone 3)  
 Investigate places (Milestone 3)

Thursday 9th December

My pupil used their prior knowledge in order to make a prediction about tourism in Greece and how it has changed over time from 2019.

They have used geographical vocabulary to draw clear conclusions.

<p><b>Deep Task:</b></p> <p>To what extent do you agree with Vassilis Kikilias - the Tourism Minister for Greece?</p>	 <p>We are dependent upon other countries for tourism.</p>
<p>Interpret the sources of evidence given to you and conduct additional research if necessary.</p>	

<p><b>Geography (M3) WALT</b> - Collect and analyse statistics and other information in order to draw clear conclusions about locations</p>	<p><b>Geography (M3) WALT</b> - Describes how locations around the world are changing and explain some of the reasons for change</p>
<div style="border: 1px dashed black; padding: 5px; width: fit-content; margin: 0 auto;"> <p><b>SUMMARISE</b></p> </div>	<p>Pick out key ideas and main points.          Discard what is not important.          Be able to give an overview in a few words or sentences.          Draw conclusions.</p>
<p><b>Basic Task:</b>          After looking at the sources, summarise as briefly as you can what has happened to Tourism in Greece since 2019.</p>	

Prediction:  
 I think tourism decreased as there was restriction and people didn't want to travel due to covid. (Therefore people couldn't travel) x  
 were

Since 2019, the number of tourists in Greece has decreased significantly due to the pandemic (covid 19) because air travel has stopped.

They used different sources to identify and state the change overtime.

- Greece is dependant on other countries for international tourism to support it's economy.
- Greece contributes 25% of the country's GDP (G4).
- Tourism employs more than 900,000 people of the workforce (1/3).
- When tourists visit Greece, they spend money (Euros) on accommodation, food and drinks, transportation, souvenirs, entertainment and attractions. This money makes the country wealthier.
- The more the tourists spend, the more the economy will grow.

Concluding this, I strongly agree that Greece is dependant on other countries for tourism to support it's economy.

Well done,  
 Eve 😊

They have communicated geographically by discussing the economic activity in Greece due to the decline in tourism.

In 2012, there was a significant decline in the number of tourists visiting Greece in 2012 followed by a significant increase leading to 86.8 million in 2016.

The least amount of tourists visited Greece in 2009 and the most visited 2016. There has been an increase by 8.6 million tourists.

From 2007-2010, the number of tourists was similar.

From 2017-2015, the number of tourists visiting Greece in January, February, March, April, November and December has remained approximately the same.

The most tourists visited Greece in July and August in 2015.

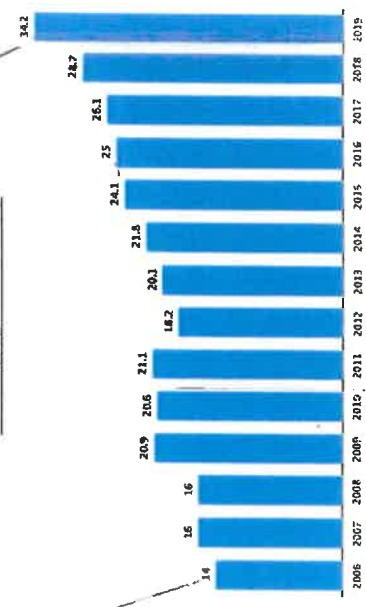
The number of tourists visiting in the summer months (June, July, August and September) has increased significantly in 2012.

amount (x5)

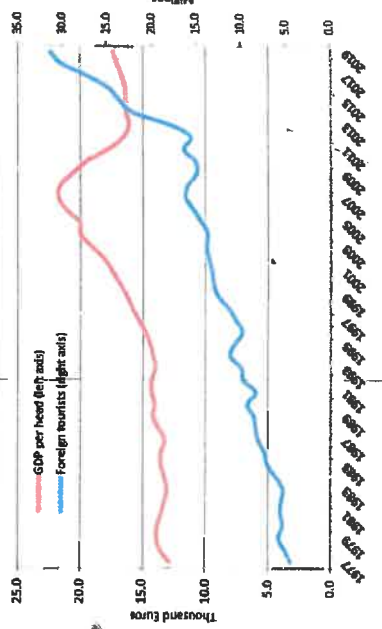
**Advancing Task:**

Interpret data to describe changes over time in tourism in Greece. Annotate your findings around the page.

Graph to show the number of arrivals in tourist accommodation in Greece from 2006 to 2019



Graph to show the number of tourists in Greece from 1977-2019 compared to the GDP per person



The largest amount of tourists visited Greece in 2019 (34.2 million).

The least amount of tourism visited Greece in 2009 (16 million).

From 2009-2011, the number of tourists was similar ranging from 20.9-21.1 million.

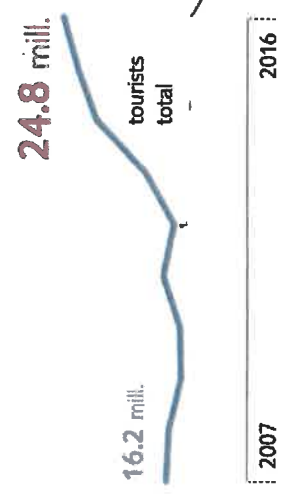
As tourism increased from 1997, so did the GDP.

From 2008-2015, the GDP dropped significantly but the number of tourists continued to rise.

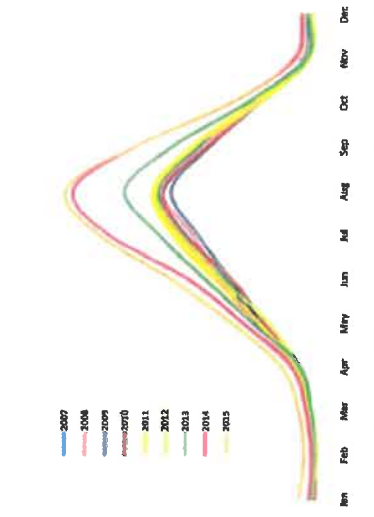
The number of tourists has risen rapidly from 2013-2019 and at this time, the GDP has started to increase marginally.

This pupil has interpreted a range of graphs to identify the relationship between number of tourists and time in Greece.

Graph to show the international arrivals in Greece from 2007-2016



Graph to show the number of tourists in Greece from 2007-2015 in different months of the year



Graph to show the number of tourists in Greece from 2007-2015 in different months of the year

Threshold concept: Investigate places (Milestone 3)

This pupil has analysed statistics that they have collected in order to draw key conclusions about tourist destinations in Greece in 2019.

The most visited tourist destination in 2019 was Athens which is located in the South of Greece. I think this was the most popular destination because it is the capital city; therefore, it is close to the airport and the port of Piraeus. I also think this because it is an UNESCO World Heritage site.

They have drawn upon their existing knowledge of key tourist destinations to suggest reasons for the popularity of certain locations.

With only 250,000 visitors in 2019, Santorini is the least popular tourist destination in Greece. Tourists are more likely to go on a beach holiday and it only appeals to tourists looking for an eco-holiday.

Being Greek islands, Rhodes and Santorini were popular in 2019 as they attracted approximately 2 million tourists due to their picturesque settings which were ideal for tourists who wanted relaxing holidays. Thessaloniki is very popular as it is very close to Mount Olympus and offers amazing views.

Deep Task:  
True or False?  
The physical features of an area impact the popularity with tourists.  
Propose reasons for this.

Points in favour:

- Greece is popular due to its hot climate.
- Rhodes, Santorini and Thessaloniki are popular due to their costumes as their picturesque scenery offers beach holiday opportunities.
- They are all accessible to tourists by boat, cruise ship or plane due to physical position.

Points against:

- Meteora Monasteries is located in land and is the least accessible as it is embedded in the mountains; however, it still attracted 2,000,000 tourists in 2019. The physical appearance is attractive to tourists due to the cliffs but people go there for the monasteries.

This pupil has identified and described how the physical features affect the human activity within Greece by suggesting points in favour and against this statement.




Threshold Concept:  
Investigate places (Milestone 3)

Graph to show the popularity of  
tourist destinations in Greece 2019

Y  
7  
6  
5  
4  
3  
2  
1  
Number of tourists (millions)


This pupil has communicated by geographically by producing a bar chart to illustrate the relationship between number of tourists and popular tourist destinations in Greece in 2019.

Thursday 20th November



Using different sources, this pupil researched the number of tourists visiting key locations in Greece in 2019.

**Advancing Task:**  
Graph information about tourism in the most popular destinations in Greece.  
  
Interpret your graph to describe, compare and contrast the distribution of tourists in Greece in 2019. Refer to your map from the previous lesson within your response. Propose reasons for this.



Tourist destinations in Greece

X ✓