

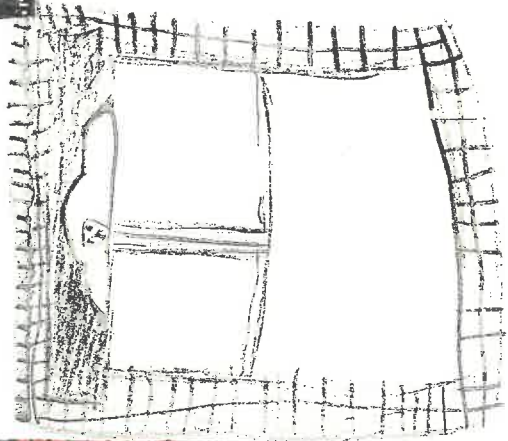

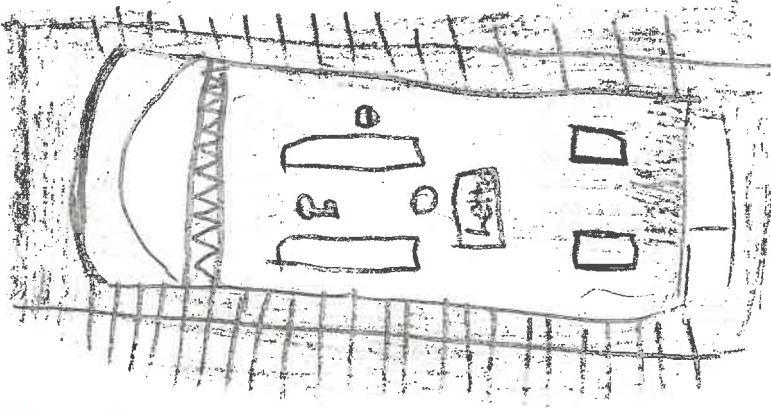



WALT: develop our ideas by collecting  
 2H



Information, find sketches and resources



To master techniques:  
 drawing


M2: Use different hardnesses of pencil

M2: Sketch lightly  
 M2: Use shading to show light and shadow

M2: Use hatching and cross-hatching.

## Drawing

- Use different hardnesses of pencils to show line, tone and texture.
- Sketch lightly (no need to use a rubber to correct mistakes).
- Use shading to show light and shadow.
- Use hatching and cross hatching to show tone and texture.



②

Good

