

Year 4


Milestone 2: use different hardnesses of pencils to show line, tone and texture.

Friday 9<sup>th</sup> November

WALT - improve mastery of drawing techniques using different materials

Task 1

Experiment with different pencil grades in your sketchbook. Create a tone rainbow from light to dark.




\* Clear progression from Y3 to Y4.  
This shows children at the advancing stage.

This pupil has experimented with different pencil grades to create a tone rainbow from light to dark. They have shown different tones so they have achieved this milestone.

Year 4

**Task 2**

Experiment drawing textures with a pencil by copying these textured squares.



Milestone 2: use different hardnesses of pencils to show line, tone and texture.

This pupil has experimented with different textures using pencil. In order to create different textures, they have used a range of hardnesses of pencil.






**Task 3**


Experiment drawing different textures with different pencils. Look at the example below and see if you can replicate them.





**Hatching**




**Contour Hatching**




**Crosshatching**




**Random Hatching**



**Stippling**



**Ink Wash**



Milestone 2: use different hardnesses of pencils to show line, tone and texture.

This pupil has experimented with different hardnesses of pencils to create a range of lines and textures.

✓ Good try (m) (smiley face)