

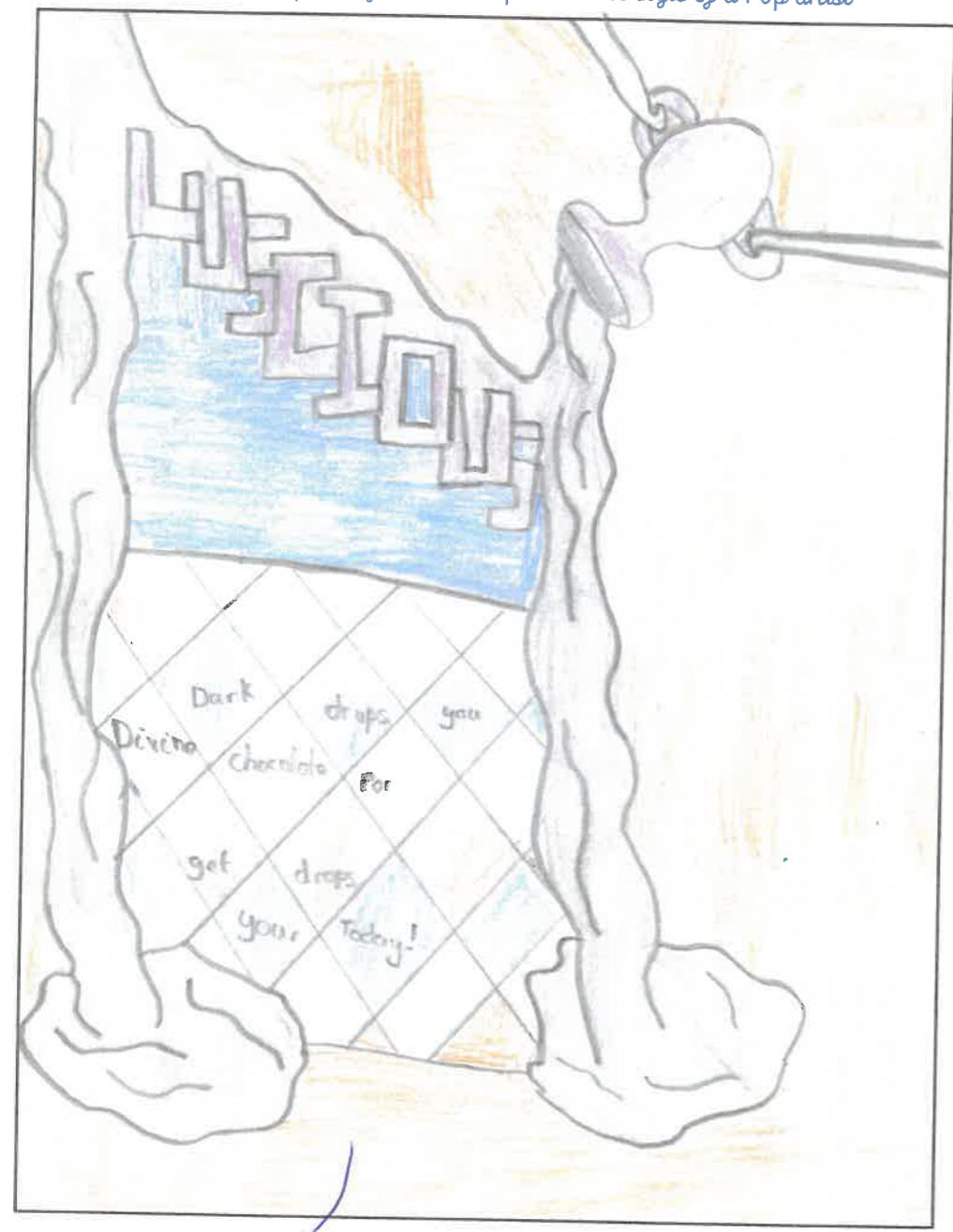
Take inspiration from the greats - create original pieces that show a range of influences and styles.

Develop ideas - use qualities of materials to enhance ideas

ART




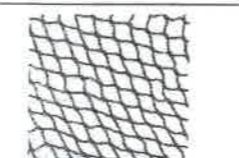
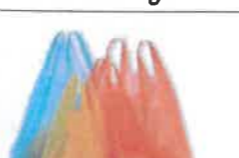

WALT: Create original pieces that show a range of influences and styles.
 WALT: Use the qualities of materials to enhance ideas.
 Deep: create your own piece of modern Pop art in the style of a Pop artist

(A)



sk 1

Work at the different packaging that could be used. Explain why each one would be suitable or not suitable to use for your product. Think about freshness, safety etc.

Material:	Is it suitable?		Give reasons:
	Yes	No	
 Tissue Paper		✓	It is not waterproof so it could get wet and damage the product.
 Foil	✓		It is waterproof and it keeps the product fresh.
 Paper		✓	You can't seal the paper properly to keep out germs.
 Netting		✓	Viruses could easily pass through the gaps.
 Plastic bags	✓		It is waterproof and keeps the product fresh.
 Cardboard	✓		It is sturdy and thick and will protect the product.

An understanding of appropriate materials to use in packaging helped to enhance final ideas.

A pop art style poster created to sell a product. This was influenced by pop artists.