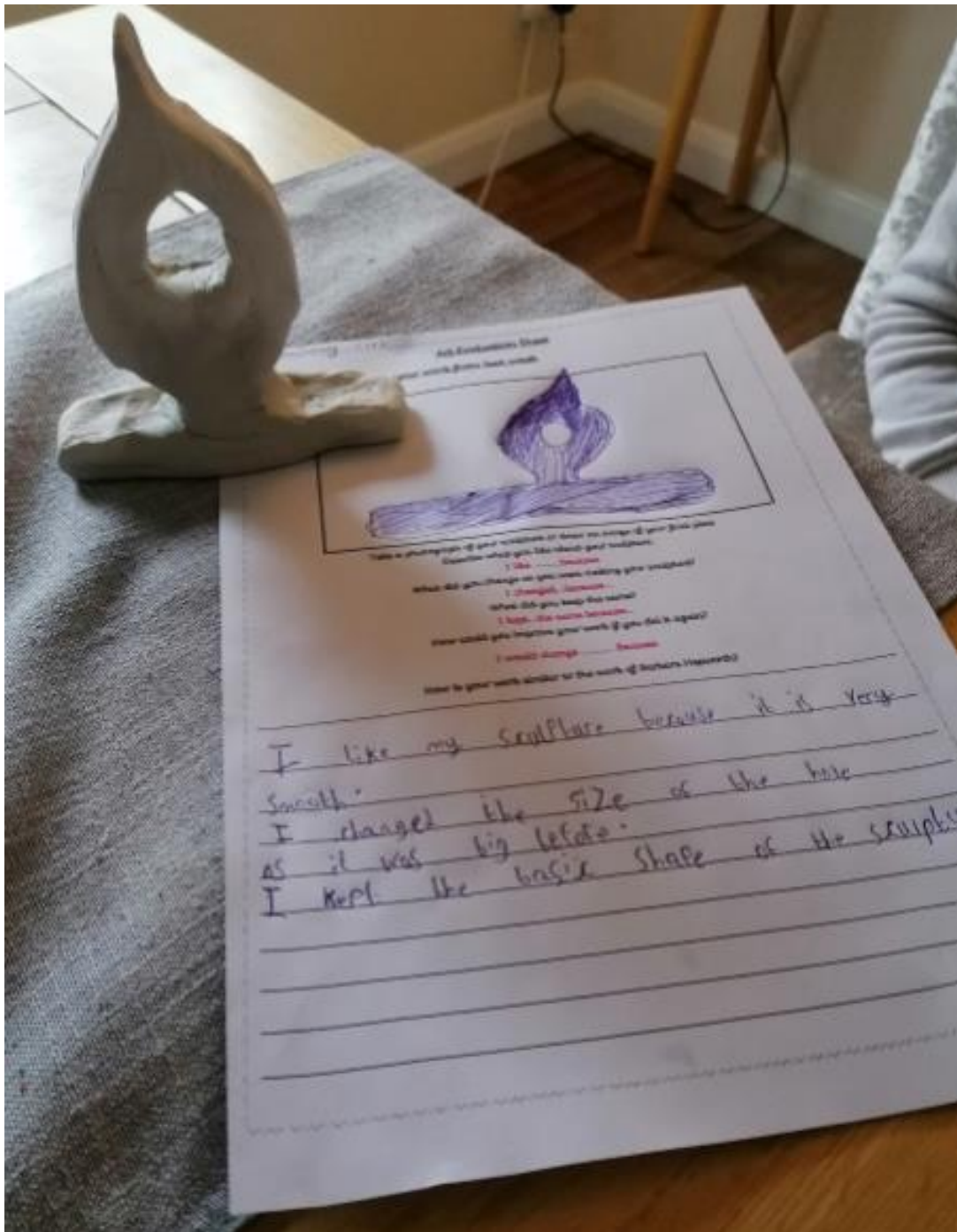


Snowy Owls Wall of Fame

Week commencing:

8th February 2021



After designing a sculpture earlier in the term, this pupil has made their design out of clay and evaluated it against the original design.
This sculpture was inspired by the work of Barbara Hepworth which focuses on curved line and holes.

Art Evaluation Sheet
Your task is to evaluate your work from last week.



Take a photograph of your sculpture or draw an image of your final piece.
Describe what you like about your sculpture.
I likebecause
What did you change as you were making your sculpture?
I changed...because...
What did you keep the same?
I kept...the same because...
How could you improve your work if you did it again?
I would change because
How is your work similar to the work of Barbara Hepworth?

My sculpture is about love. I like my sculpture because it is smooth, coloured and shiny. I changed the base and made it round instead of square so it is all smooth. I would have made it much bigger if I did it again so more people could look through the holes. My shapes are like Barbara Hepworth because I have put holes in it to look at nature through it.

Take a photo or draw an image of your volcano after you



Evaluate your sculpture. Remember to use the sentence stems to help you.

I likebecause
What did you change as you were making your sculpture?
I changed...because...
What did you keep the same?
I kept...the same because...
How could you improve your work if you did it again?
I would change because

I like my sculpture because it is shiny and smooth I made it to look like an erupting volcano.

After designing a sculpture earlier in the term, this pupil has made their design and evaluated it against the original design. This sculpture was inspired by the work of Barbara Hepworth which focuses on curved line and holes.

Then they were challenged with making and evaluating a volcanic sculpture, using ideas from the geography and art work.



More sculpture work
inspired by Barbara
Hepworth






Task - to design a volcanic sculpture and create an experiment to cause an eruption.

This pupil sent a video of the eruption too!


Rocks

They are made of minerals

Sedimentary



Metamorphic weathered
Plastic



Have Layers



Lava
Formed by
magma cooling
down and
solidifying

Fossils

A Fossil is a
remnant that has
been preserved
over time



Fossils can
last for a long
time. Some still might
be fossilized now.



They use
tools to
dig and brush

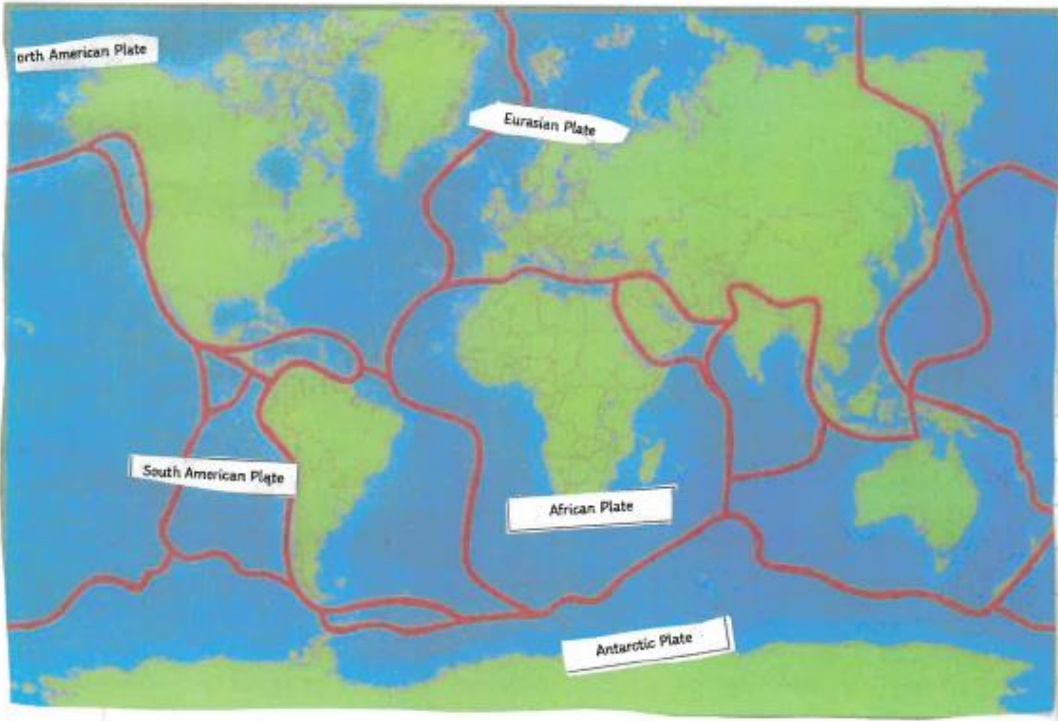
over the bones of a
dinosaur like a Triceratops.



Task - to create a poster all about rocks and fossils.

WALT - understand the physical processes of the Earth - volcanoes and earthquakes (M2)

Label the main tectonic plates onto the world map.



Task - to label the world tectonic plates and to describe what happens when plate tectonics move.


Basic

Describe the three ways in which tectonic plates move and what happens as a result. Draw a diagram for each type of movement.

Convergent



Divergent



transform

Word bank

convergent / divergent / transform
against towards away

when they come together they make mountains and volcanoes.

when the plates go away a volcano erupts.

when they rub together it makes earthquakes and tsunamis.

Thursday 14 February 2021

WALT - Draft the resolution.

Suddenly Philo froze and waited silently as the fire spread. When he thought of an idea, he started to walk down a steep, cobbled path. Come on Julia were going to escape said Philo. Soon Julia put a little smile on her face. What about the offer? said Julia. Again, Philo said there's not much time. Julia sighed and followed Philo down the path. ~~As~~ ^{While} they reached the end of the

Task - to write the resolution of their own natural disaster story based on Escape from Pompeii. The success criteria included, using purposeful expanded noun phrases, varied conjunctions within subordinate clauses and varied clause positions.

narrow path, Philo said look around for a path
~~or~~ or anything to escape. Julia tried to forget
~~she~~ about saving the others and realized to
focus on saving herself. At-ha I've found a
boat said Philo. Hop in he said. Both of
them got in ^{and} steered the boat to land.
At They ~~arrived~~ ^{and} ~~they~~ saw that the island
was empty.